

J.BURROWS
.....

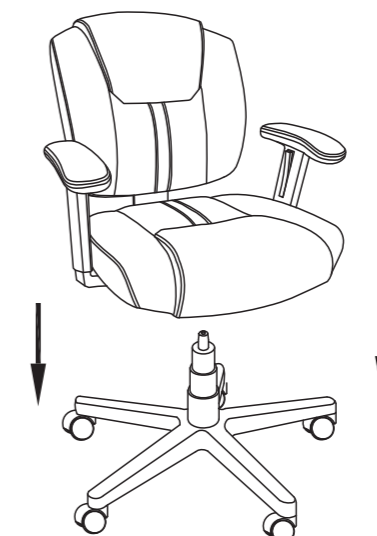
ASSEMBLY INSTRUCTIONS

CARTER MEDIUM BACK CHAIR

JBCARTMBBK



5



6



WARNING

Do not stand on this chair, Do not use this chair as step ladder.

Use this product only for seating one person at a time.

Do not use this chair unless all bolts, screws and knobs are firmly secured.

At least every 4 months, check all bolts, screws and knobs to be sure they are tight.

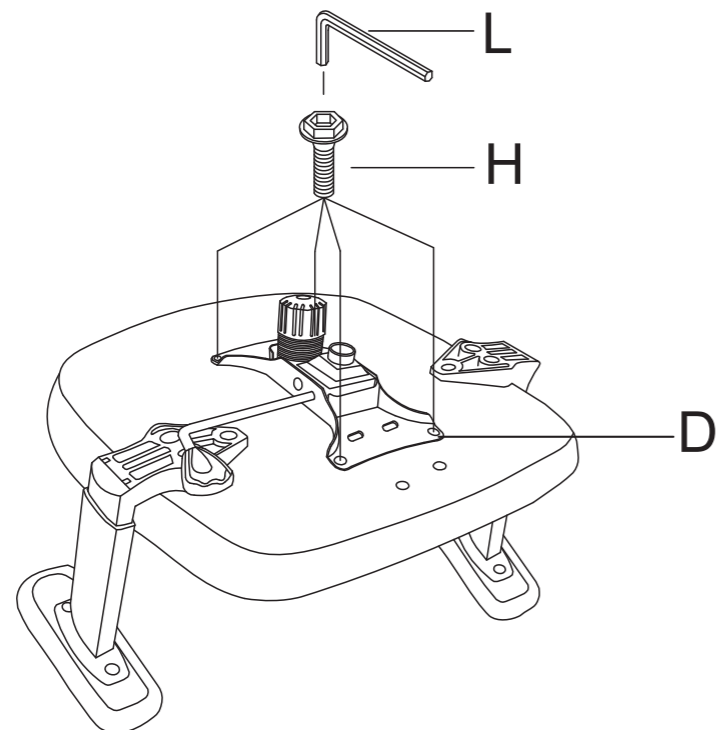
If parts are missing, broken, damaged or worn, stop use of the product until repairs are made.using factory authorized parts.

Failure to follow these warnings would result in serious injury.

Thank you for purchasing our product! Please Retain your receipt to validate warranty.

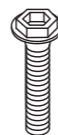
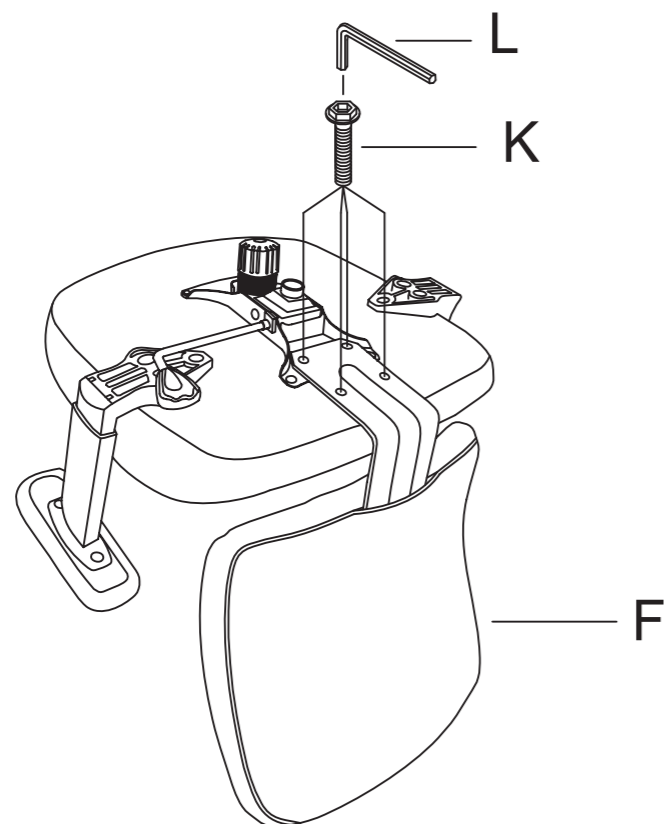
If you'd like to know more about Officeworks' furniture product, please visit our website: www.officeworks.com.au

3



Hx4

4



Kx4

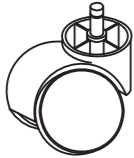
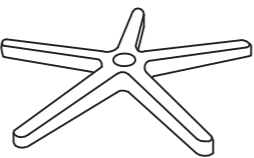
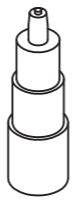
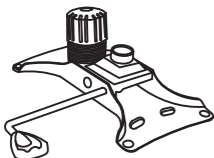
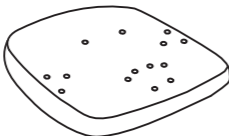
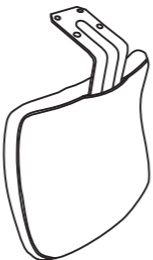
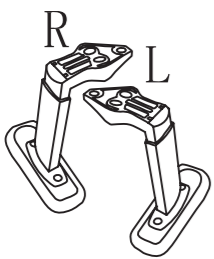
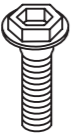
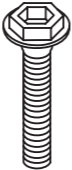

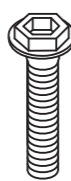


Assemble Item On a Clean Flat Surface



- Please check you have all hardware before assembling.
- If you think you are missing any hardware please contact the store of purchase
- Please ensure you have the name of the item and hardware part required and quantity.
- Please retain your receipt for proof of purchase to validate warranty. Enjoy your new purchase

Included parts

AX5	BX1	CX1
		
DX1	EX1	FX1
		
GX1	HX4	IX2
	 5/16"x7/8"	 1/4"x1-1/4"
JX4	KX4	LX1
 1/4"x1-3/4"	 5/16"x1-1/4"	